



OFPH Series Filters

Flows to 22 L/min
(6 USgpm)

Pressures to 310 bar
(4500 PSI)



Features and Benefits

- Designed to comply with ANSI specifications and ISO cleanliness standards.
- Visual, electrical, and electrical indicators with lamp options for system design flexibility.
- Fully serviceable without tools.
- Zero leak by-pass valve construction.
- Wide range of element lengths for maximum design flexibility.
- High efficiency replacement elements in standard configurations (H-Pak) to meet Target Cleanliness Levels.
- High collapse elements available for non-bypass applications.

DESIGN SPECIFICATIONS

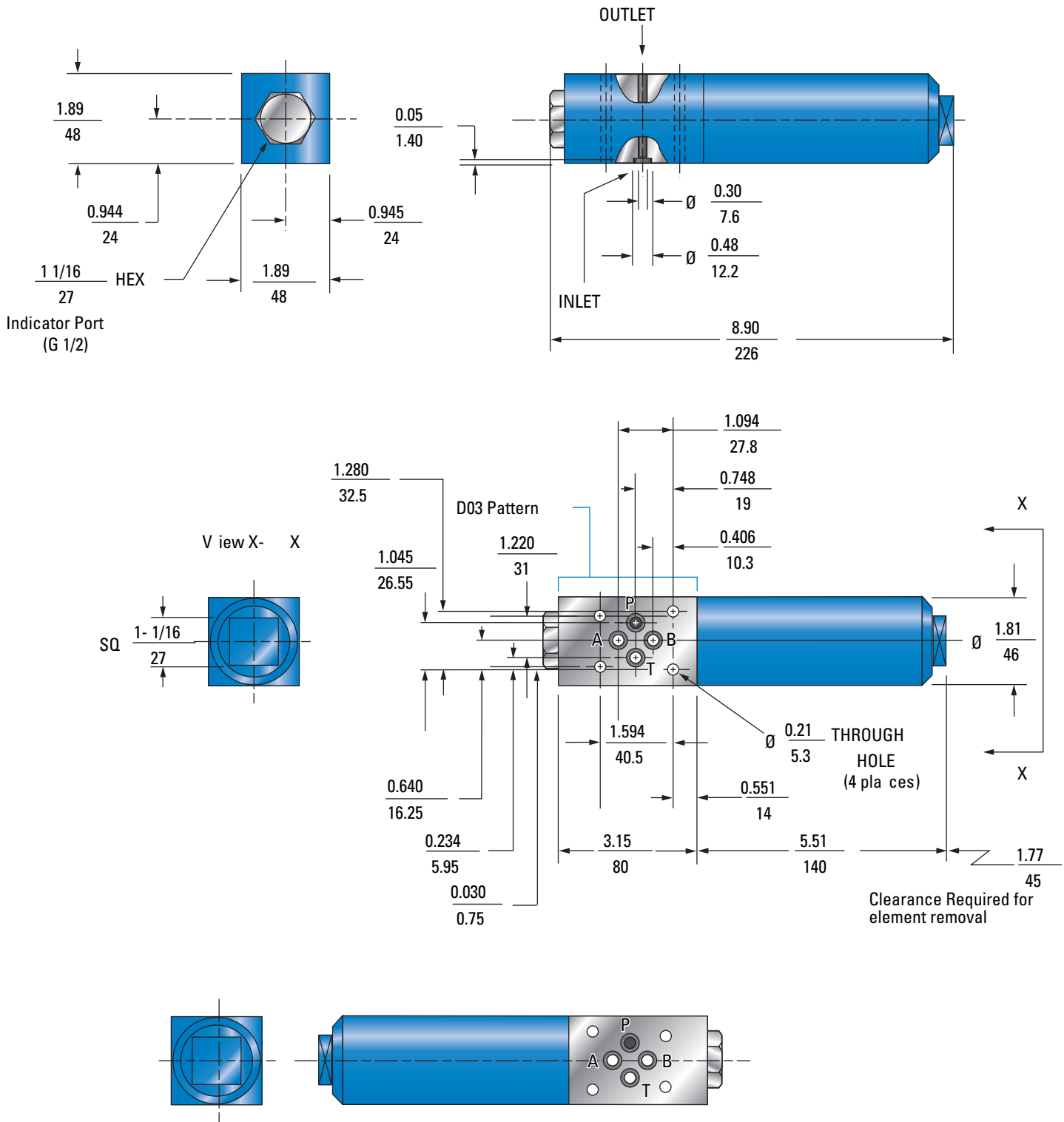
Application:	Designed to mount directly underneath D03, D05 and CETOP Valves. The fluid is filtered prior to entering the valve "P" (Pressure) Port.		
Rated flow:	OFPH030 3.7" element:	23 L/min (6 USgpm)	
	OFPH051 3.5" element:	45 L/min (12 USgpm)	
	OFPH052 6" element:	53 L/min (14 USgpm)	
Element collapse pressure	H element:	210 bar (3000 psi)	
Filter body	Max. pressure:	465 bar (6750 psi)	
	Min. burst pressure:	1400 bar (20,300 psi)	
Fatigue test:	Body subjected to pressure impulses from 0 to 276 bar (0 to 4000 psi); withstood 1 million cycles.		
Material:	Head	Ductile Iron	Element media: Glass microfiber
	Bowl	Carbon Steel	Seals: Nitrile (Buna-N)
Housing & Element Compatibility:	Compatible with most petroleum oil, water glycol, oil-in-water and water-in-oil fluids. Optional seals available for phosphate esters.		
Micron rating	03 code:	3 micron	10 code: 10 micron
	05 code:	5 micron	
Temp range:	26°C to +121°C (-15°F to +250°F)		
Dry weight: (Approximate)	OFPH030 3.7" element:	5.3 kg (2.4 lbs)	
	OFPH051 3.5" element:	10.8 kg (4.9 lbs)	
	OFPH052 6" element:	12.6 kg (5.7 lbs)	
Pressure rating:	Operating	414 bar (4500 psi)	
	Proof	621 bar (6090 psi)	
	Burst	465 bar (6750 psi)	
	Fatigue	276 bar (4000 psi)	



Dimensions

OFPH Housing

mm (inch)

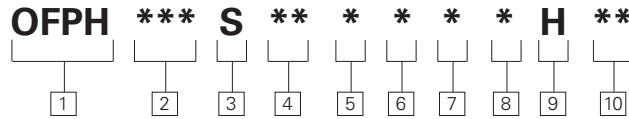


Model Codes

OFPH Series Filter Model Codes

Sample model code:

OFPH-031-S-A1-0-K-B-3-H-03



1 Filter Series
OFPH - Pressure line filter

2 Bowl length
031 - OFPH031 (D03) 3.7"
051 - OFPH051 (D05) 3.5"
052 - OFPH052 (D05) 6"

3 Integral bypass valve
S - Without bypass valve

4 Port options
A1 - Modular stacking,
Bowl Side A
B2 - Modular stacking,
Bowl Side B

5 Indicator options
First designator - indicator type
A - Visual 70 psi
O - Visual 115 psi
T - Electrical 115 psi
U - Electrical 70 psi
J - No indicator

**6 Second designator -
Electrical receptical**
B - Brad Harrison
H - Hirshman
K - Hirshman w/24 volt light
J - Hirshman w/115 volt light
L - Hirshman w/230 volt light
N - No connector - use with
visual indicators and "J"

7 Seals
B - Nitrile (Buna-N)
V - Vitron†
† Viton is a registered trademark of E.I. DuPont

8 Length

Element	Assembly
3 - OFPH031 101mm (3.7")	226mm (8.9")
5 - OFPH051 203mm (3.5")	254mm (10")
6 - OFPH052 330mm (6")	325mm (12.8")

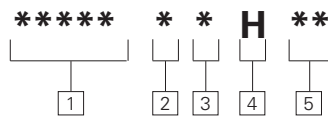
**9 Element series
(collapse pressure)**
H - 210 bar (3045 psi)
- Omit for housing only

10 Fluid cleanliness rating
03 - 16/14/12 or better
05 - 18/16/14 or better
10 - 20/18/15 or better

V0603, V0604 and V0114 Series Replacement Element Model Codes

Sample model code:

V0603-B-3-H-03



1 Element series
V0603 - For use with OFPH031
series filters
V0604 - For use with OFPH051
series filters
V0114 - For use with OFPH052
series filters

2 Seals
B - Nitrile (Buna-N)
V - Vitron
3 Element length
3 - OFPH031 3.7 in (V0603 only)
5 - OFPH051 3.5 in (V0604 only)
6 - OFPH052 6 in (V0114 only)

4 Element collapse pressure
H - 210 bar (3045 psi)
5 Fluid cleanliness rating
03 - 16/14/12 or better
05 - 18/16/14 or better
10 - 20/18/15 or better

FP SERIES DESIGN SPECIFICATIONS

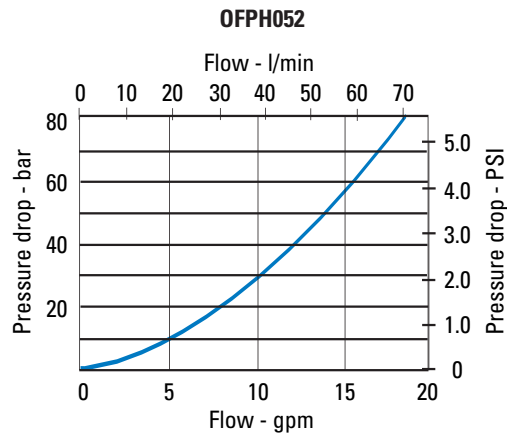
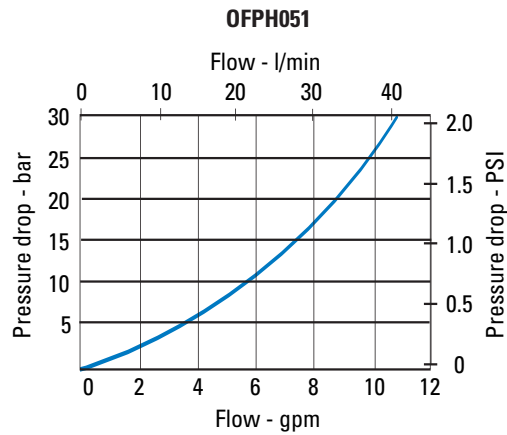
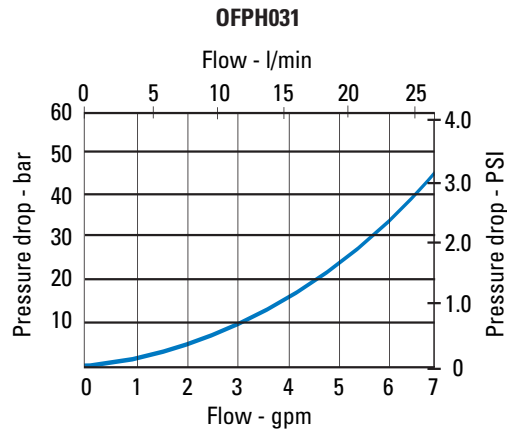
Rated flow:	Length 3	23 L/min (6 USgpm)
	Length 5	45 L/min (12 USgpm)
	Length 6	53 L/min (14 USgpm)
Housing & Element Compatibility:	Compatible with most petroleum oil, oil-in-water and water-in-oil fluids. Optional seals available for phosphate esters.	
Temp range:	-25°C to +120°C (-15°F to +250°F)	
Construction:	C-Pak	

OFPH Series Housing and Filter Element Flow Data

mm (inch)

Flow versus pressure drop:
150 SUS (32 cSt) oil with
specific gravity of <0.9

Element Flow Curves



Eaton
14615 Lone Oak Road
Eden Prairie, MN 55344
USA
Tel: 952 937-9800
Fax: 952 974-7722
www.hydraulics.eaton.com

Eaton
20 Rosamond Road
Footscray
Victoria 3011
Australia
Tel: (61) 3 9319 8222
Fax: (61) 3 9318 5714

Eaton
Eaton Fluid Power GmbH
Dr.-Reckeweg-Str. 1
D-76532 Baden-Baden, Germany
Tel: +49 (0) 7221 682-0
Fax: +49 (0) 7221 682-788

